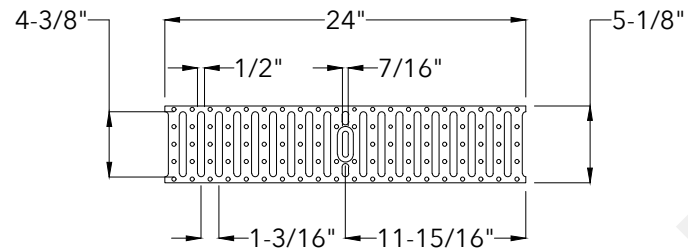
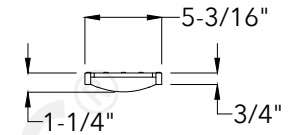


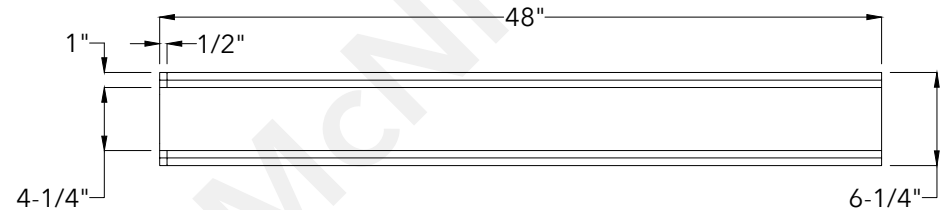
**Grate Top View**



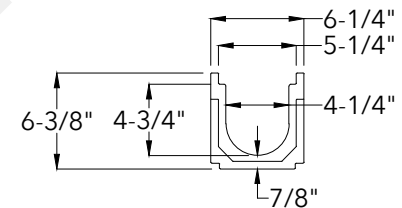
**Grate End View**



**Channel Top View**



**Channel End View**



**McNICHOLS®**

800.237.3820

[mcnichols.com](http://mcnichols.com)

Drawing is for visual and conceptual purposes, is not to scale, and is based on nominal manufacturing data subject to standard production tolerances. **McNICHOLS CO.** does not provide engineering services of any kind. Technical information provided is for evaluation by technically skilled persons only, with any use thereof to be at their independent discretion and risk. **McNICHOLS CO.** shall have no responsibility or liability for results obtained or damages resulting from improper evaluation or use. **McNICHOLS CO.** makes no representation or warranty of any kind, express or implied, at law or in equity, regarding drawing including with respect to merchantability, fitness for any particular use or purpose, or design. All other representations or warranties are hereby disclaimed. This document and other related documents are subject to **McNICHOLS CO.** Terms and Conditions.

**McNICHOLS® TRENCH DRAIN**

KIT TYPE	System
KIT NAME & SERIES NUMBER	POLYCAST® Series 600
PRIMARY MATERIAL	Polymer Concrete
KIT ITEM & LENGTH	Kit 2 - 40-Linear Feet
<b>A</b> PRESLOPED CHANNEL SECTIONS	10
<b>B</b> ROUND-END SLOTTED SURFACE GRATES	20
<b>C</b> GRATE LOCKING DEVICES	21
<b>D</b> INSTALLATION ALIGNMENT CHAIRS	12
<b>E</b> INLET END CAP	1
<b>F</b> OUTLET END CAP	1

**DRAWING**

NOT TO SCALE

**Item Number** F3PC288840

**Revision Date** 02.08.2022

**Page Number** 1 of 1

© 2022 **McNICHOLS CO.**  
All Rights Reserved.