



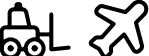



LOAD CLASS	DESCRIPTION	KIT OPTIONS
Class A 	Pedestrian, Bicycles, Golf Carts (Meets ASTM C-857 Specifications)	Kit 1 (20 Linear Feet) or Kit 2 (40 Linear Feet)
Class B 	Automobiles, Light-Duty Pickup Trucks, General Aviation Aircraft (Low Speeds: Parking Areas, Driveways)	Kit 1 (20 Linear Feet) or Kit 2 (40 Linear Feet)
Class C 	Pneumatic Tire Vehicles, Highway Vehicles (Low to Moderate Speeds: Parking Areas, Driveways)	Kit 1 (20 Linear Feet) or Kit 2 (40 Linear Feet)
Class D 	Highway Vehicles, Commercial Aircraft, Incidental Lightly Loaded Forklift Traffic - Exceeds FAA Airport Pavement Design Loads per AC 150/5320-6D Specifications (Low to Moderate Speeds: Parking Areas, Driveways, Warehouses)	Kit 1 (20 Linear Feet) or Kit 2 (40 Linear Feet) with Kit A (Heavy-Duty Frame - 20 Linear Feet)
Class E 	Hard Wheel Forklifts, Construction Equipment, Off-Road Vehicles, Transport and Fighter Category Commercial and Military Cargo Aircraft - Designed for a Proof Load of 308 PSI; Exceeds AASHTO H-20 Specifications, Exceeds FAA Requirements for Pavement Design per AC 150/5320-6D Specifications (Moderate Speeds: Loading Docks, Airport Tarmacs)	Kit 1 (20 Linear Feet) or Kit 2 (40 Linear Feet) and Kit A (Heavy-Duty Frame - 20 Linear Feet)
Class F 	Interstate Highway Traffic - Designed for a Proof Load of 308 PSI; Exceeds AASTO H-20 Specifications, Exceeds FAA Requirements for Pavement Design per AC 150/5320-6D Specifications (High Speed Vehicles: Roadways, Runways)	Kit 1 (20 Linear Feet) or Kit 2 (40 Linear Feet) and Kit A (Heavy-Duty Frame - 20 Linear Feet)

